


NON-METAL REINFORCED LAMINATES

STANDARD GRADES

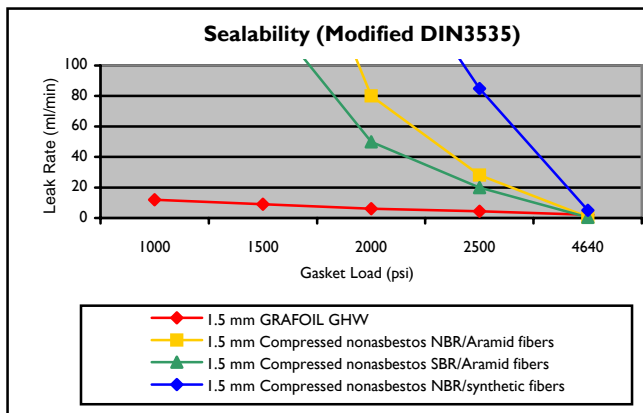
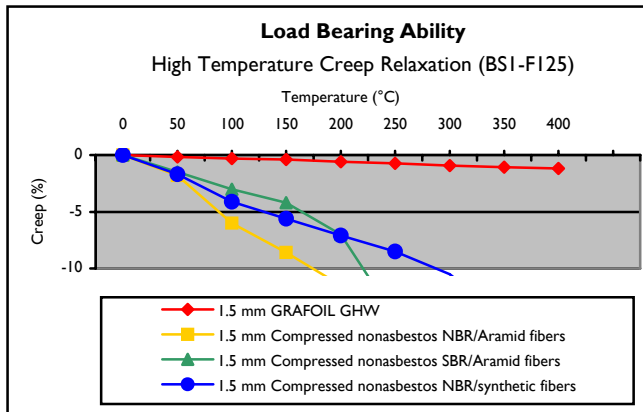


APPLICATIONS

- Valves
- Pumps
- Pipe Flanges/ ASME/ API/ DIN flanges
- Glass-lined or low load flange equipment
- Steam traps
- Heat exchangers
- Compressors

GRAFOIL Grade GHW

GRAFOIL Grade GHW is a laminate made with GRAFOIL Grade GTB flexible graphite thermally bonded to a 0.0025" thick high-temperature continuous woven glass fiber insert. Its functional temperature range is -240°C to 400°C (-400°F to 750°F). Grade GHW is a patented product (US Patent 4,961,991) with excellent strength and handling characteristics. In addition, GHW laminates have excellent blowout resistance and high-temperature creep relaxation characteristics when compared to good quality asbestos, aramid, and carbon fiber gasket materials. GHW is fire safe, and elevated temperature testing proves that GHW outperformed asbestos gasket materials.



ADVANTAGES OF GRADE GHW

- Compatible with a wide range of chemicals
- Maximum continuous use temperature 400°C (750°F)
- No shelf life
- Material availability in rolls allows for maximum material utilization
- Cost effective
- Easily cut
- Contains no hazardous materials
- Robust enough for easy handleability and durability
- Superior to non-asbestos fiber sheet in every characteristic (Temp, Creep, Recovery and Sealability)

Grade GHW Typical Properties¹

Laminate Construction:

1. GRAFOIL Grade GTB (per Technical Bulletin 436)
2. 0.0025" high-temperature, PTFE impregnated, continuous woven glass fiber insert
3. GRAFOIL Grade GTB (per Technical Bulletin 436)

CHARACTERISTIC	TYPICAL PROPERTY
Thickness of Laminate	0.062" (1.57 mm) Standard 0.122" (3.10 mm) Standard <i>Non-standard thicknesses may be available upon request</i>
Width	40" (1016 mm) Standard for 0.122" thick 60" (1524 mm) Standard for 0.062", 0.122" thick <i>Non-standard widths may be available upon request</i>
Length	60" (1524 mm) Standard <i>Non-standard lengths may be available upon request</i>
Bulk Density (Graphite)	70 lb/ft ³ (1.12 g/cc) Standard <i>Non-standard densities may be available upon request</i>
Compressibility at 5000 psi (35 MPa) load	40% Typical
Recovery after 5000 psi (35 MPa) load	15% Typical
Creep Relaxation Method: BSI-FI 25 at 6391 psi (44.1 MPa) load up to 400°C	<3% Typical for 70 lb/ft ³
Sealability Method: Mod DIN 3535 at 580 psi N ₂ at 32 MPa load	<1.5 ml/min Typical for 70 lb/ft ³
Certification	Certify to Grade

ASME Gasket Factors

- "m" Factor: 2
- "y" Stress: 900 psi (6.22 MPa)
- Max Gasket Unit Load: 24,000 psi (165.87 MPa)
- Max Operating Pressure: Rated for ASME class 150 or class 300 flanges

¹ Properties listed are typical and cannot be used as accept/reject specifications. Specifications are listed under Technical Bulletin 440.